



THE  
ORAL  
SURGERY  
CENTER


## PARENT'S CORNER

### Arriving at The Oral Surgery Center:

#### CHECK IN

with our business assistants.

STEP  
01



STEP  
02


#### ENCOURAGE

your child to use the restroom.

A surgical assistant will invite you and your child to the operatory to prepare for surgery.

Preparation includes placement of a surgical drape and monitoring equipment.

STEP  
03



STEP  
04

We will obtain your written consent for the surgical procedure.

You will return to the waiting area where we require you to remain until your child's surgery is complete.

After surgery your child will transfer to a recovery room.

STEP  
05



STEP  
06


In the recovery room your child will be resting comfortably with an ice pack on their cheek.

A surgical assistant will discuss homecare, medications and what you may expect the first week.



Your child's homecare kit will include a post-operative care guide for your reference.

STEP  
07



STEP  
08

You will stay in the recovery room until your child is ready to go home.

They are ready when they can sit up, respond to questions, and walk out of our office with minimal assistance.

We recommend having an adult stay with your child for the remainder of the day.

STEP  
09



THE  
ORAL  
SURGERY  
CENTER

THEORALSURGERYCENTER.COM